



Prevention, Safety, and Security Information 2024-2025

School Board Meeting
September 16, 2024





Topics

- Overview of our approach to safety and security
- Safety Committee
- Safety Training Staff and Students
- Technology Updates



Four Layers of Prevention, Safety, and Security

Connection, Support, and Prevention

Community Partners

Physical Safety Measures and Daily Procedures

Emergency Procedures and Readiness

Connections, Support and Prevention



- School Supports
 - Highest priority - building strong relationships
 - Every student and staff member should feel they belong and connect
 - Intentionality of our work: Adviser Program, Graduating Class Teams, Extracurricular Programs, Affinity Groups, Social Work
 - Partnering with families
- Community and Other Supports
 - New Trier Parents' Association and Parent University , Family Action Network, Dr. Lisa Damour, Sender and Consortium Schools
 - The Family Institute at Northwestern University, The Josselyn Center, other partnerships (Compass, Haven, etc.), and private practice referrals

Law Enforcement, Security, and Support



- Director of Campus Safety
- Student Resource Officers on both campuses
- Security Consultant-Jill Ramaker from Northeastern Illinois Public Safety Training Academy
- I Love You Guys Foundation
- Strong relationship with Winnetka, Northfield , Glencoe, Kenilworth, Wilmette Police and Fire Departments
- Annual Safety Review and Drills
- Trevtips and Text-A-Tip
- See Something, Say Something

Physical Safety Measures and Daily Procedures



- Student ID scanning at entrance
- Limited entry points staffed by our Security personnel
- Door hardware with electronic warning system on unmanned doors
- Video surveillance in hallways and at entrances and exits
- Regular monitoring of TrevTips online reporting
- Threat Assessment Team - protocol/follow-up
- School Resource Officer on each campus respective Police Department
- Raptor Alert App
- Lockdown Notification Capabilities: (Bluebox, Raptor App, PA)
- Continual review of new technology

Emergency Procedures and Readiness



- Professional development completed
- Summer testing and planning, including filming of safety video with students. Police and Fire on site during system tests,
- After Action Reports created to review procedures/actions and improvements
- Yearly emergency drills with police and fire departments present
- A “Safety Day” each year to review procedures in each class
- Opportunities for staff training
- Emergency procedures packet in all classrooms
- Communication capabilities to staff, students and families, area schools and superintendents, via text, email, etc.



Safety Committee

Committee Co-Chaired Association and Administration.

Committee Members: Board, Administration, Director of Security, Technology Team, Faculty, Support Staff, Security Team, Students and Parents

October Meeting



Student and Staff Safety Training

- Summer Planning
- Student Safety Video
- Opening Day Staff Meeting
- Staff Online Vector Training
- Substitutes Training
- Safety Lunch Sessions
- IT Support
- Safety Day



Safety Committee Update

- Committee Co-Chaired Association and Administration.
- Committee Members: Board, Administration, Director of Security, Technology Team, Faculty, Support Staff, Security Team, Support Staff, Students and NTPA

IN AN EMERGENCY TAKE ACTION



Secure

GET INSIDE. LOCK OUTSIDE DOORS.

There is a threat outside the building near the school. For the most part, it's business as usual inside the building. No one should be let into or leave the building until dismissed.

Staff should increase their situational awareness and take attendance.



Lockdown

LOCKS, LIGHTS, OUT OF SIGHT.

You have 30 seconds to make a decision to **run, hide, or fight** before doors start automatically locking.

RUN: SELF EVACUATE - If there is an accessible path, evacuate the building. Relocation sites are Greeley School (275 Fairview Ave, Winnetka), North Shore Country Day School (310 Greenbay Rd, Winnetka) and Sears School (542 Abbotsford Rd, Kenilworth).

HIDE - Move out of sight into a safe space and maintain silence. *Staff should look for people in the hallways if safe to do so, then lock/barricade interior doors and turn off lights.*

FIGHT - As a last resort and only when your life is in imminent danger, attempt to disrupt and incapacitate the threat.



Evacuate

(A LOCATION MAY BE SPECIFIED)

Leave your bags and follow instructions. Exit the building in an orderly manner. Be diligently aware of your surroundings as you evacuate.

Staff should lead students to the communicated location and take attendance.



Shelter

HAZARD AND SAFETY STRATEGY.

Listen for a PA announcement to shelter in place during a severe weather situation (away from the concourse and windows). Drop, cover, and hold your position.

Staff should close windows and doors as they exit to shelter area.



Hold

IN YOUR ROOM OR AREA. CLEAR THE HALLS.

A hold may be localized to one area of the school or the entire campus. If you're in the hall, go to your assigned classroom (or a nearby classroom depending on the PA announcement) and remain there until the "all clear" is announced.


Staff should close and lock doors, take attendance, and note the time to determine whether to continue instruction or offer time to study and read.



STANDARD
RESPONSE PROTOCOL™

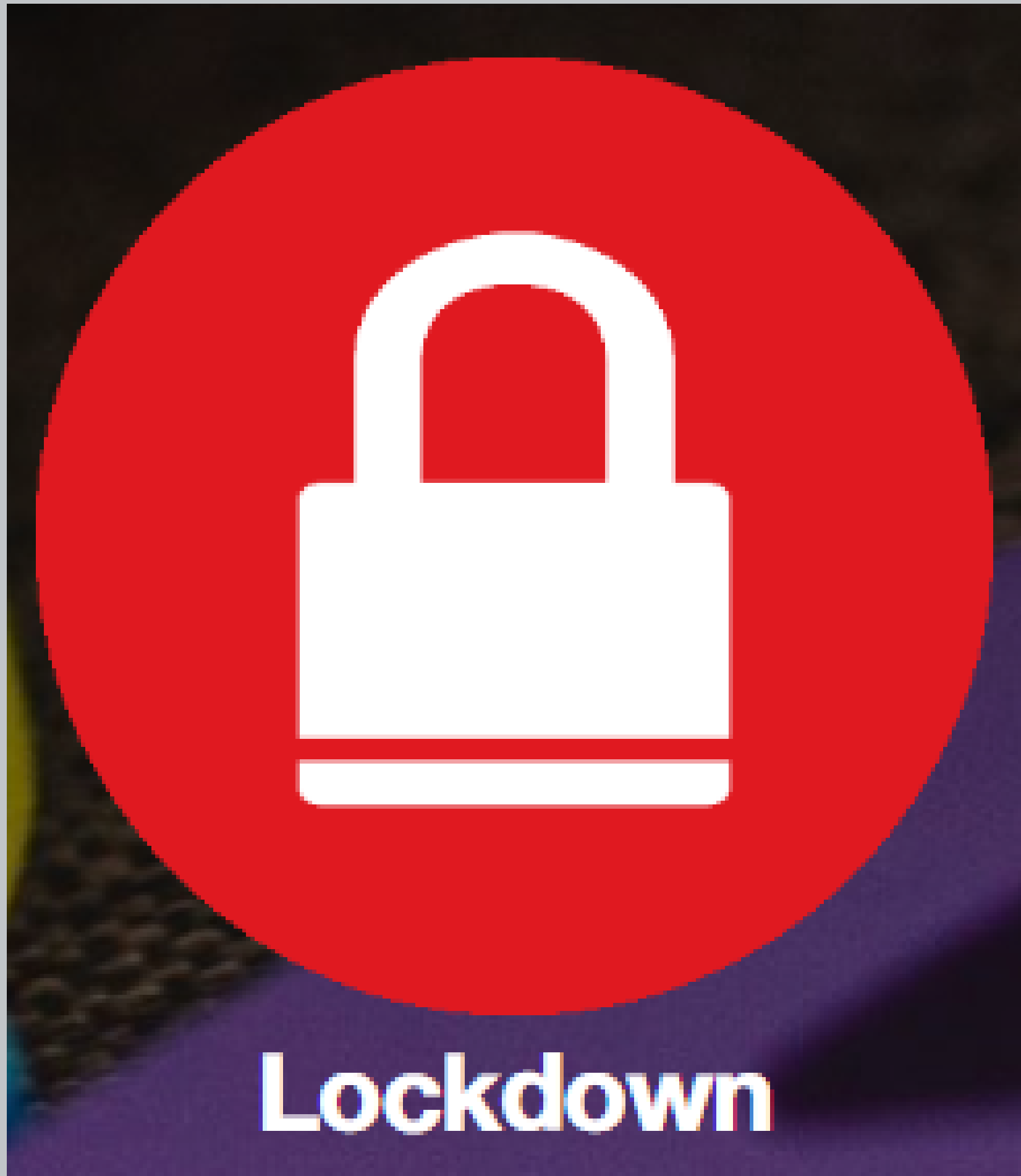
2025






HOLD

- Clear hallways and keep students in classrooms or areas to allow us and first responders to more easily access and manage a situation for safety and confidentiality.
- Classes can continue instruction or activities during a HOLD. Students in a free period may be directed to a different area to keep the hallways clear. Sometimes a hold is called for just one area of the building - multiple areas and the entire school



LOCKDOWN

- We call “lockdown” when there is an active threat in the building. Students are directed to run or hide from the source of danger.



SECURE

- We call "secure" when a threat is in the area but not at the school itself. In this case we keep students inside and visitors outside. Example, electric line down, weather condition, etc.



Communication Protocols

Communication Internal and External

What information do we have?

What actions do we take?

Who needs to be notified?

What information do we share and at what stages?

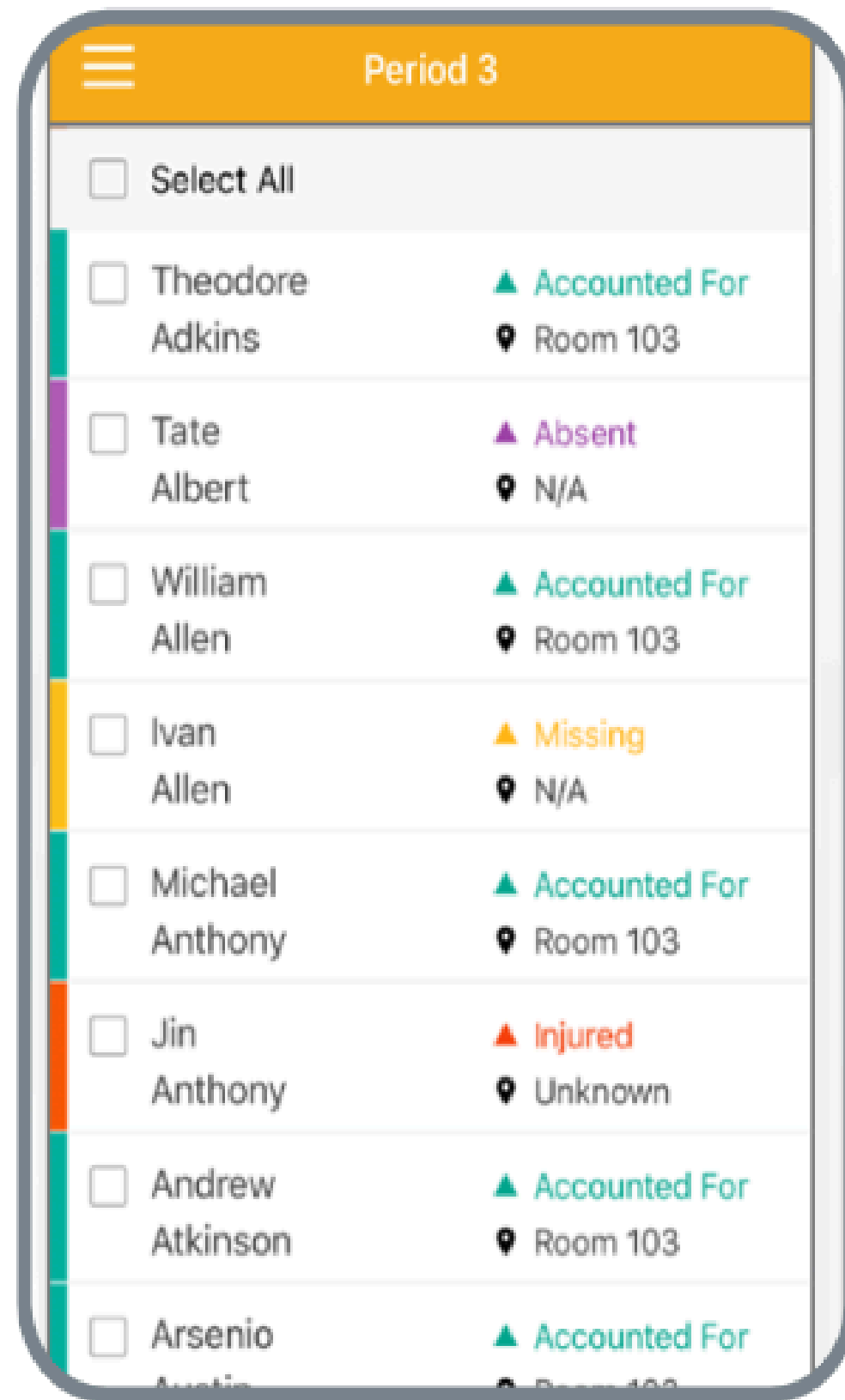
Local responders, key stakeholders, staff, students, parents, local area schools, transportation, etc.

A photograph of a silver smartphone lying on a silver laptop keyboard. The phone's screen is white and blank. The laptop is on a dark, textured surface. The image is part of a presentation slide with a dark blue background.

Technology Update

- Cameras
- Electronic Hardware
- Accountability and Reunification
- Internal communication
- External communication
 - Information sharing w/local agencies, schools etc.

Raptor Alert App

A smartphone mockup displaying the Raptor Alert app interface. The screen shows a list of students for 'Period 3'. Each student entry includes a checkbox, the student's name, a status icon and label, and a location. The status labels are color-coded: green for 'Accounted For', purple for 'Absent', orange for 'Missing', and red for 'Injured'.

Period 3		
<input type="checkbox"/>	Select All	
<input type="checkbox"/>	Theodore Adkins	▲ Accounted For 📍 Room 103
<input type="checkbox"/>	Tate Albert	▲ Absent 📍 N/A
<input type="checkbox"/>	William Allen	▲ Accounted For 📍 Room 103
<input type="checkbox"/>	Ivan Allen	▲ Missing 📍 N/A
<input type="checkbox"/>	Michael Anthony	▲ Accounted For 📍 Room 103
<input type="checkbox"/>	Jin Anthony	▲ Injured 📍 Unknown
<input type="checkbox"/>	Andrew Atkinson	▲ Accounted For 📍 Room 103
<input type="checkbox"/>	Arsenio	▲ Accounted For 📍 Room 103

- Provides school and staff with the ability to account for all students, staff, substitutes and visitors during an emergency
 - This includes students in a classroom, students during a free and lunch period.
- Information collected and shared with administration in real time
 - Student Attendance (Accounted For, Missing, Absent, Injured)
 - Room location
- Continue training of the app and use during a upcoming drills.





&

